

# TRON TR30 VHF GMDSS radio



1

Take emergency battery out of the charger

2

Remove safety seal

3

Insert emergency battery



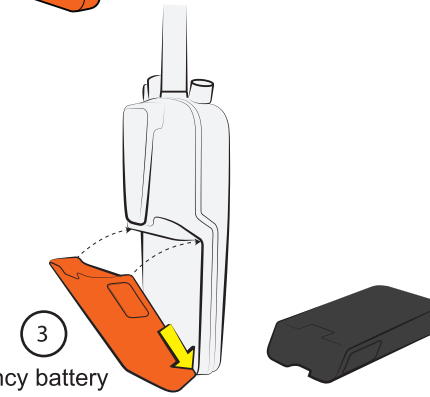
Take emergency battery out of the charger

1



Remove safety seal

2



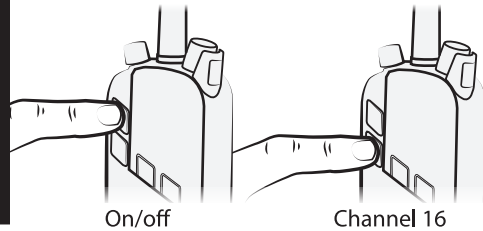
Insert emergency battery

3

A	Alfa
B	Bravo
C	Charlie
D	Delta
E	Echo
F	Foxtrot
G	Golf
H	Hotel
I	India
J	Juliett
K	Kilo
L	Lima
M	Mike
N	November
O	Oscar
P	Papa
Q	Quebec
R	Romeo
S	Sierra
T	Tango
U	Uniform
V	Victor
W	Whiskey
X	X-ray
Y	Yankey
Z	Zulu

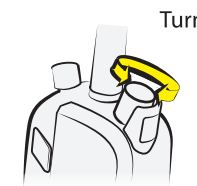
F

Functions



On/off

Channel 16



Turn

Volume



Turn while press

Squelch



PTT

P

Emergency procedure

Select channel 16  
Push To Talk (PTT):

"MAYDAY.. MAYDAY.. MAYDAY..."

"This is .. [own ships name].. [own ships name].. [own ships name]"

"Call sign: [own ships callsign],.. MMSI: [own ships MMSI]"

"Over"

Continue emergency message with useful information for example:  
Position, Nature of distress ,Nature of assistance required.

Own ship name: ..... Call sign: ..... MMSI: .....